GREEN ENERGY CONNECTORS

KST®

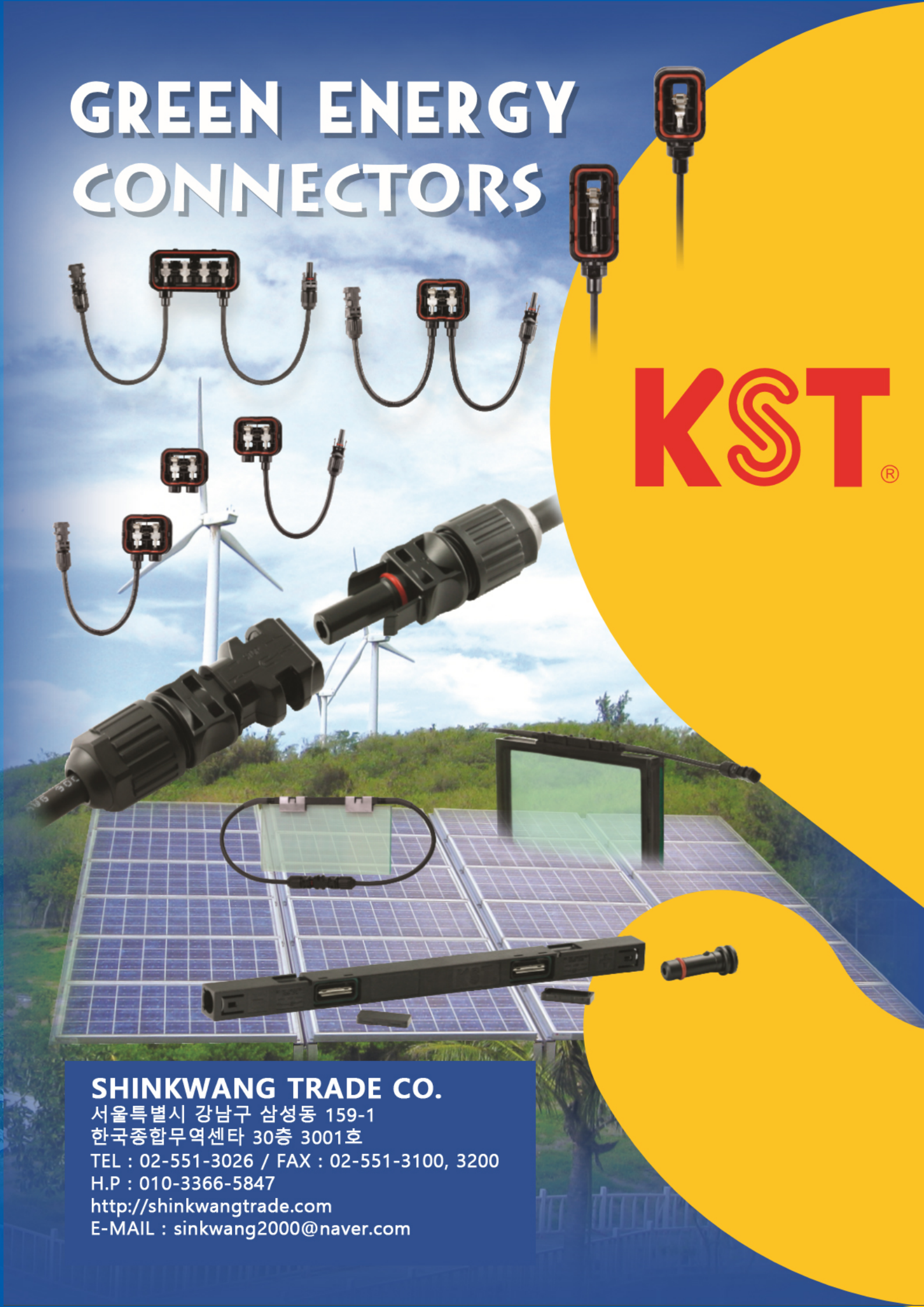

SHINKWANG TRADE CO.
서울특별시 강남구 삼성동 159-1
한국종합무역센타 30층 3001호
TEL : 02-551-3026 / FAX : 02-551-3100, 3200
H.P : 010-3366-5847
http://shinkwangtrade.com
E-MAIL : sinkwang2000@naver.com

APPLICATION FIELD

PV Cables • Connectors • Junction Boxes

NEW

1. For BIPV/GIPV/BAPV, Thin Film Panel, **Double Glass Panel**, **Bifacial Panel**...etc.
2. For Poly/Mono-Si, CIS/CIGS, A-Si, Micron-Si, Hybrid...etc. Panel & Solar Power System.
3. EV(Electric Vehicle) / HEV(Hybrid Electrical Vehicle)













JUNCTION BOX

Side-Edge Junction Box (Normal Type)

SEJB2BSR SERIES



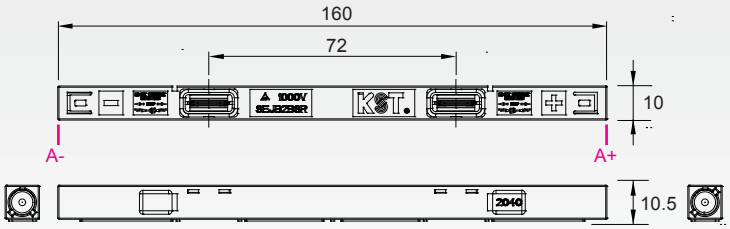

Model Name	TUV Cert.	J.B. Rated Current (Isc)	Diode Spec.
SEJB2BSR	◬	12A	20A / 45V
SEJB2BSR-1005	◬	6A	7.5A / 1000V
SEJB2BSR-1008	◬	8A	10A / 1000V
SEJB2BSR-2040	◬	20A	25A / 45V

NEW

High Rated Current suitable for Bifacial Panel.

SEJB2BSRN5	◬	16A	20A / 45V
SEJB2BSRN5-1005	◬	6A	7.5A / 1000V
SEJB2BSRN5-1008	◬	8A	10A / 1000V
SEJB2BSRN5-2040	◬	20A	25A / 45V

Remark: N5: EN50548:2011

Side-Edge Junction Box (Wing Type)

SEJB3BW SERIES



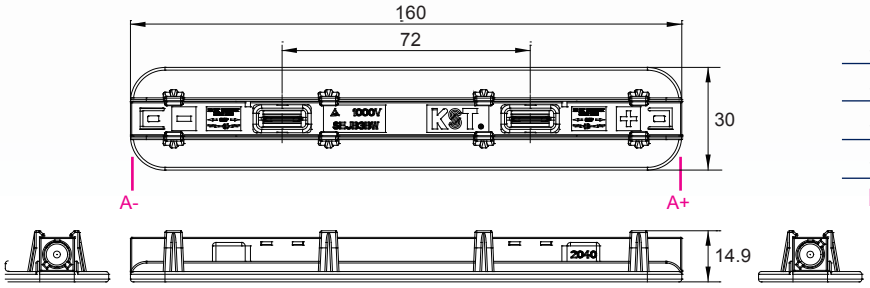

Model Name	TUV Cert.	J.B. Rated Current (Isc)	Diode Spec.
SEJB3BW	◬	12A	20A / 45V
SEJB3BW-1005	◬	6A	7.5A / 1000V
SEJB3BW-1008	◬	8A	10A / 1000V
SEJB3BW-2040	◬	20A	25A / 45V

NEW

High Rated Current suitable for Bifacial Panel.

SEJB3BWN5	◬	16A	20A / 45V
SEJB3BWN5-1005	◬	6A	7.5A / 1000V
SEJB3BWN5-1008	◬	8A	10A / 1000V
SEJB3BWN5-2040	◬	20A	25A / 45V

Remark: N5: EN50548:2011

STRUCTURE

Number of terminals	2
Number of Diode	2
Type of cable	PV WIRE (UL / TUV APPROVED)
Cable size	2.5mm² / 4mm²
Connection method	Clamping

BOX SPECIFICATIONS

Test standard	Reference standard	**EN50548:2011+A1 / EN50548**
Box performance	Reverse Current	**25A**
	Rated Voltage	**1000V/600V (TUV/UL)**
	Flammability	**UL94-5VA**
	Protection degree	**IP68**
Others	Waterproofing structure	**Silicon Rubber sealing**
	Temperature range	**-40°C~+85°C** (+105°C upper limit Temperature)

New Standard

◎ A+, A-, B+, B-, C+, C- : Junction Box & connector contact surface.

WIRE SET / PV CABLE SET

Wire Set

SEJB2-PFNFWS-4A1

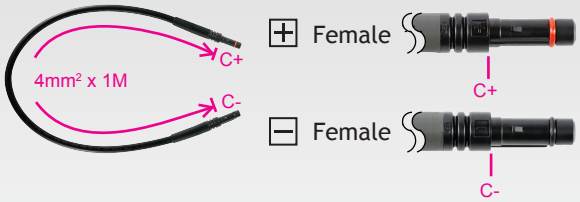

SEJB2-NFMWS-4A1



SEJB2BSR



SEJB2-DPR

(DUMMY PLUG)



SEJB2-PFMWS-4A1

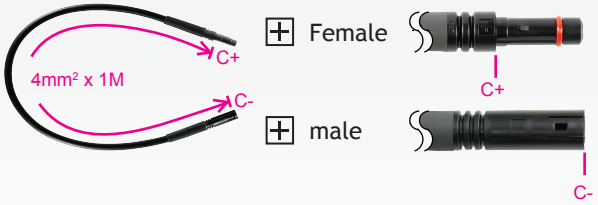

PV Cable Set

SEJB2-PFOWS-4A1

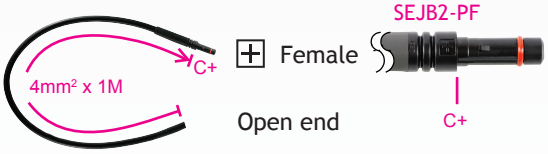

SEJB2-NFOWS-4A1

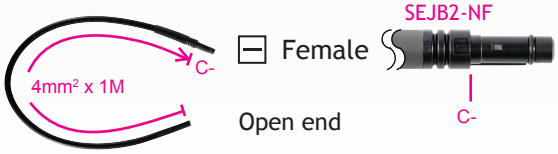

KST3-PFOWS-4A1

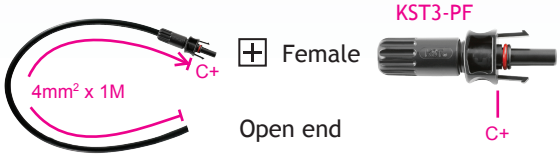

KST3-NFOWS-4A1



SEJB2-NFKST4MWS-4A1



SEJB2-PFKST4FWS-4A1



KST3-NFKST4MWS-4A1



KST3-PFKST4FWS-4A1



◎ A+, A-, B+, B-, C+, C- : Junction Box & connector contact surface.

PV CONNECTORS

Map of part numbering system for PV cable set

K S T 4 C M — □ W S — □ □ □

Series	Connector type	Cable size	Cable type	Cable length

• Other cable options available

KST2-PFOWS-4A1

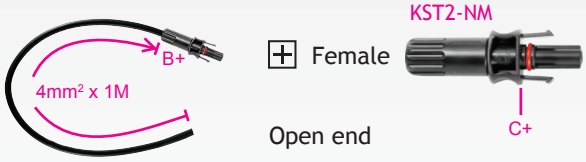

KST2-NMOWS-4A1

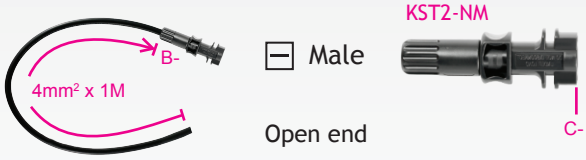

KST4CM-PFOWS-4A1

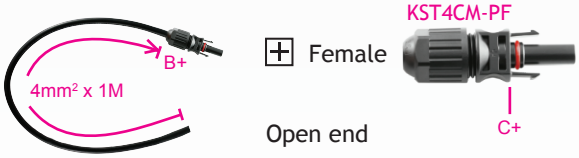

KST4CM-NMOWS-4A1

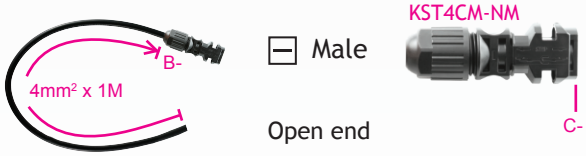

KST4CM-PF



KST4CM-NM



• Inverter Connector (on board connetor)

KST4CMB-PM / KST4CM-MD



KST4CMB-NF / KST4CM-FD



◎ A+, A-, B+, B-, C+, C- : Junction Box & connector contact surface.

JUNCTION BOX

TFMDJBSR

Model Name	TUV Cert.	J.B. Rated Current (Isc)	Diode Spec.
TFMDJBSR-A03K2	△	12A	20A / 45V
TFMDJBSR-05-A03K2	△	5A	7.5A / 1000V

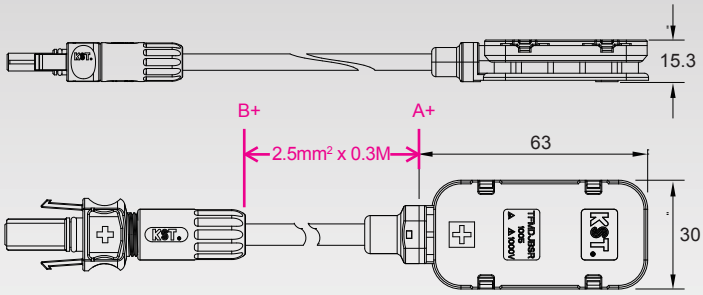



TFMJBSR

Model Name	TUV Cert.	J.B. Rated Current
TFMJBSR-P-A03K2	△	25A
TFMJBSR-N-A03K2	△	25A

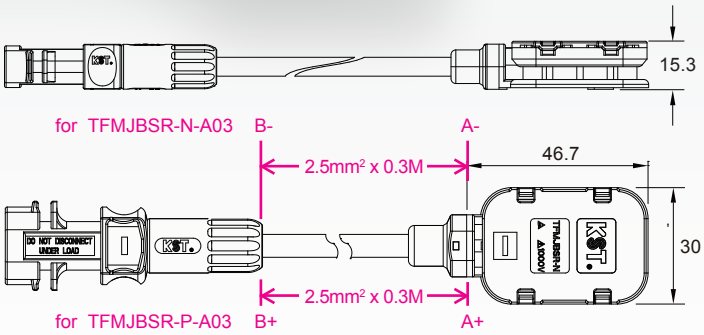



	TFMDJBSR	TFMJBSR
STRUCTURE		
Number of terminals	1	1
Number of Diode	1	0
Type of cable	PV WIRE (UL / TUV APPROVED)	PV WIRE (UL / TUV APPROVED)
Cable size	2.5mm²	2.5mm²
Connection method	Clamping	Clamping

BOX SPECIFICATIONS

Others	Reference standard	New Standard	EN50548:2011+A1 / EN50548
Box performance	Reverse Current		25A
	Rated Voltage		1000V
	Flammability		UL94-5VA
	Protection degree		IP68
Others	Waterproofing structure		Silicon Rubber sealing
	Temperature range		-40°C~+85°C (+105°C upper limit Temperature)

◎ A+, A-, B+, B-, C+, C- : Junction Box & connector contact surface.

JUNCTION BOX

TFJBESR



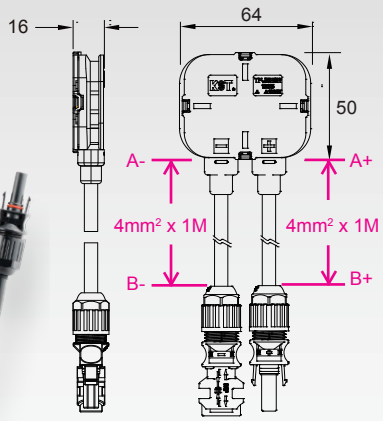

Model Name	TUV Cert.	J.B. Rated Current (Isc)	Diode Spec.
TFJBESR-4A1K4	▲	12A	20A / 45V
TFJBESR-05-4A1K4	▲	5A	7.5A / 1000V
TFJBESR-07-4A1K4	▲	7A	12.5A / 1000V
TFJBESR-08-4A1K4	▲	8A	10A / 1000V
TFJBESRN5-4A1K4	▲	15A	20A / 45V
TFJBESRN5-06-4A1K4	▲	6A	7.5A / 1000V
TFJBESRN5-08-4A1K4	▲	8A	10A / 1000V
TFJBESRN5-09-4A1K4	▲	9A	12.5A / 1000V

Remark: N5: EN50548:2011



TFJBESR-N-4A1K4



TFJBESR-P-4A1K4

Model Name	TUV Cert.	J.B. Rated Current (Isc)	Diode Spec.
TFJBESR-N-4A1K4	▲	12A	20A / 45V
TFJBESR-P-4A1K4	▲	12A	20A / 45V



※ **Mechanical dimesion please refer above TFJBESR's sketch.**

Model Name	TUV Cert.	J.B. Rated Current (Isc)	Diode Spec.
TFJBESR-NW	▲	12A	20A / 45V

STRUCTURE

Number of terminals	2
Number of Diode	1
Type of cable	PV WIRE (UL / TUV APPROVED)
Cable size	2.5mm² / 4mm²
Connection method	Clamping

BOX SPECIFICATIONS

Approval standard	Reference standard	**EN50548:2011+A1 / EN50548**
Box performance	Reverse Current	**25A**
	Rated Voltage	**1000V**
	Flammability	**UL94-5VA**
	Protection degree	**IP68**
Others	Waterproofing structure	**Silicon Rubber sealing**
	Temperature range	**-40°C~+85°C** (+105°C upper limit Temperature)

◎ A+, A-, B+, B-, C+, C- : Junction Box & connector contact surface.

SOLAR POWER BOX

TFJBASR



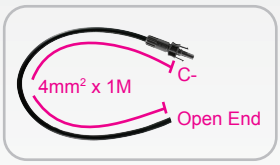

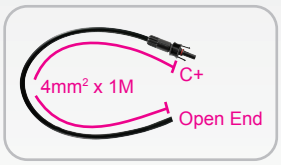

Model Name	TUV Cert.	J.B. Rated Current (Isc)	Diode Spec.
TFJBASR	▲	12A	20A / 45V
TFJBASR-05	▲	5A	7.5A / 1000V

BBJB4ESR

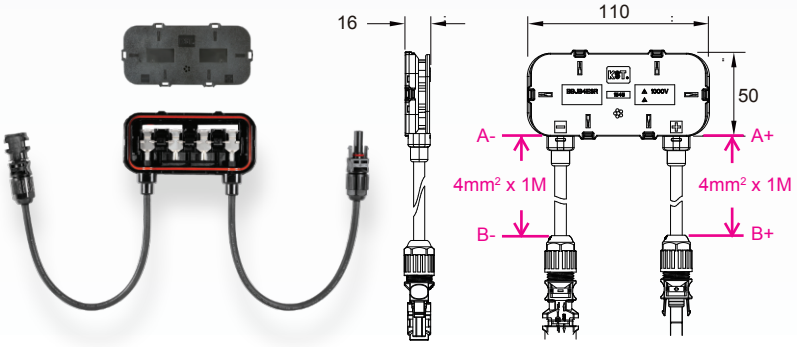

Model Name	TUV Cert.	J.B. Rated Current (Isc)	Diode Spec.
BBJB4ESR-4A1K4	▲	12A	25A / 45V
BBJB4ESR-14x6-4A1K4	▲	14A	25A / 45V
BBJB4ESRP-4A1K4	▲	14A	25A / 45V
BBJB4ESRP-18x6-4A1K4	▲	18A	25A / 45V
Remark: P: Potting process			
BBJB4ESRN5-4A1K4	▲	14A	25A / 45V
BBJB4ESRN5-15x6-4A1K4	▲	15A	25A / 45V
Remark: N5: EN50548:2011			

		TFJBASR	BBJB4ESR
STRUCTURE			
Number of terminals		2	4
Number of Diode		1	3
Type of cable		PV WIRE (UL / TUV APPROVED)	PV WIRE (UL / TUV APPROVED)
Cable size		2.5mm² / 4mm²	2.5mm² / 4mm²
Connection method		Clamping	Clamping
BOX SPECIFICATIONS			
Others	Reference standard	New Standard EN50548:2011+A1 / EN50548	
Box performance	Reverse Current	25A	
	Rated Voltage	1000V	
	Flammability	UL94-5VA	
	Protection degree	IP68	
Others	Waterproofing structure	Silicon Rubber sealing	
	Temperature range	-40°C~+85°C (+105°C upper limit Temperature)	

◎ A+, A-, B+, B-, C+, C- : Junction Box & connector contact surface.

B008A2-EN