KST™

Future Connection

Battery Modular Connectors











SHINKWANG TRADE CO.
서울특별시 강남구 삼성동 159-1
한국종합무역센타 30층 3001호
TEL : 02-551-3026 / FAX : 02-551-3100, 3200
H.P : 010-3366-5847
http://shinkwangtrade.com
E-MAIL : sinkwang2000@naver.com

KST™
Future Connection

BMC series/Battery Modular Connectors

K.S. Terminals Inc, an ISO 9001& ISO/TS 16949 certified company, has been contributing the best professional skills in the connectors and terminals manufacturing in the past 40 years. For providing the design flexibility, cost-effective reliability and mistake-proof capability, the BMC series are designed and produced for your products's efficient installation and reliable performance.

K.S. Terminals Inc. proudly introduces the BMC series (Battery Modular Connectors) to the global markets. The BMC series 1 pole & 2 pole connectors are available from 15 to 350 Amp rating for use to 600 Volts continuous AC or DC operation. Based on the color-management system, the connectors will only mate with the same color connectors. For preventing mismatching of the power supply system, the different color housings are selected to identify voltages.

Applicable Markets

- **UPS System**
- **Telecommunication**
- **Forklift Trucks**
- **Wheelchairs**
- **Electric Vehicles**
- **Chargers**



Housing Example: BMC 1 S - RED
(1) (2)(3) (4)

(1) BMC -- Battery Modular Connectors
(2) 1 -- Pole Number
(3) S -- Housing Size
(4) RED -- Color Type

Pole Number: 1:One-pole Housing
2:Two-pole Housing

Housing Size : S:Small Size Housing
M:Middle Size Housing
L:Large Size Housing

Contacts Example: BMC 1 AG
(5) (6)

(5) 1 -- WireRange
(6) AG -- Contacts Type

Wire Range: 1:AWG20-16
2:AWG16-12
3:AWG14-10

Contacts Type: AG: Copper-Silver Plated
ST: Copper- Tin Plated (Reel Type)

10~45 Amp Series



(A)



(B)

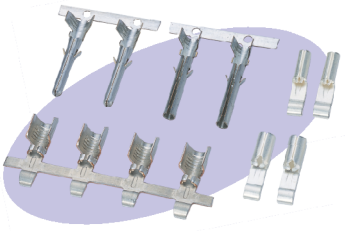



Housings(A): ( )	Housings(B): ( )	Contacts	Contact Barrel Size (AWG)	Current Rating (Amps)	Voltage Rating (Volts)	Max. Wire Insulation Diameter (mm)	Contact Retention Force(lbs)	Avg. Connection/ Disconnect (lbs)	Operating Temperature Range℃	Flammability Rating of Housing Material
BMC1S-YELLOW	BMC1S-1-YELLOW	BMC1AG	20-16	15	600V	4.45	25	3	-20°C to 125°C	UL94V-2
BMC1S-ORANGE	BMC1S-1-ORANGE									
BMC1S-RED	BMC1S-1-RED									
BMC1S-GREY	BMC1S-1-GREY	BMC2AG	12-16	30	600V	4.45	25	3	-20°C to 125°C	UL94V-2
BMC1S-BLUE	BMC1S-1-BLUE									
BMC1S-GREEN	BMC1S-1-GREEN									
BMC1S-BLACK	BMC1S-1-BLACK	BMC2ST	12-16	30	600V	4.45	25	3	-20°C to 125°C	UL94V-2
BMC1S-BROWN	BMC1S-1-BROWN									
BMC1S-PURPLE	BMC1S-1-PURPLE	BMC3ST	10-14	45	600V	4.45	25	3	-20°C to 125°C	UL94V-2
BMC1S-PINK	BMC1S-1-PINK									
BMC1S-WHITE	BMC1S-1-WHITE									
Ground :										
BMC1S-FG		BMC1S-FG2ST	14-16	10	600V	3.48	25	5	-20°C to 125°C	UL94V-2
BMC1S-MG		BMC1S-MG2ST								

75 Amp Series (LOCK)







BMC1M-LK(LOCK)

Amp Series	Housings:	Contacts	Contact Barrel Size (AWG)	Current Rating (Amps)	Voltage Rating (Volts)	Max. Wire Insulation Diameter (mm)	Contact Retention Force(lbs)	Avg. Connection/ Disconnect (lbs)	Operating Temperature Range℃	Flammability Rating of Housing Material
75 Amp Series	BMC1M-RED	BMC5AG	12-10	50	600V	11	50	7	-20°C to 125°C	UL94V-0
	BMC1M-BLUE									
	BMC1M-WHITE	BMC8AG	8	60	600V	11	50	7	-20°C to 125°C	UL94V-0
	BMC1M-GREEN									
	BMC1M-BLACK	BMC14AG	6	75	600V	11	50	7	-20°C to 125°C	UL94V-0
75 Amp Series	BMC1M-LK-RED	BMC5AG	12-10	50	600V	11	50	7	-20°C to 125°C	UL94V-0
	BMC1M-LK-BLUE									
	BMC1M-LK-WHITE	BMC8AG	8	60	600V	11	50	7	-20°C to 125°C	UL94V-0
	BMC1M-LK-GREEN									
	BMC1M-LK-BLACK	BMC14AG	6	75	600V	11	50	7	-20°C to 125°C	UL94V-0

120~180 Amp Series







Amp Series	Housings:	Contacts	Contact Barrel Size (AWG)	Current Rating (Amps)	Voltage Rating (Volts)	Max. Wire Insulation Diameter (mm)	Contact Retention Force(lbs)	Avg. Connection/ Disconnect (lbs)	Operating Temperature Range°C	Flammability Rating of Housing Material
120 Amp Series	BMC1LM-RED	BMCMS14AG	6	80	600V	14.6	100	8	-20°C to 125°C	UL94V-0
	BMC1LM-BLUE									
	BMC1LM-WHITE	BMCMS22AG	4	100	600V	14.6	100	8	-20°C to 125°C	UL94V-0
	BMC1LM-GREEN									
	BMC1LM-BLACK	BMCMS38AG	2	120	600V	14.6	100	8	-20°C to 125°C	UL94V-0
180 Amp Series	BMC1L-RED	BMCM14AG	6	80	600V	14.6	170	20	-20°C to 125°C	UL94V-0
	BMC1L-BLUE	BMC22AG	4	125	600V	19.05	170	20	-20°C to 125°C	UL94V-0
	BMC1L-WHITE	BMC38AG	2	150	600V	19.05	170	20	-20°C to 125°C	UL94V-0
	BMC1L-GREEN									
	BMC1L-BLACK	BMC60AG	1/0	175	600V	19.05	170	20	-20°C to 125°C	UL94V-0





4BMCS-SET-L (Green Parts)
4 POLE RECEPTACLE EXPLODED VIEW

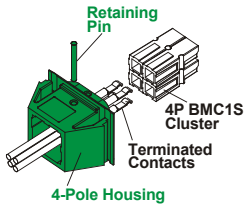

4BMCS-SET-R (Green Parts)
4 POLE PLUG EXPLODED VIEW WITH CABLE CLAMP

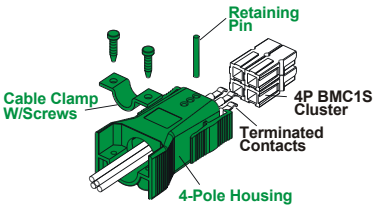

4BMCS-SET-RW (Green Parts)
4 POLE PLUG EXPLODED VIEW WITH CABLE CLAMP

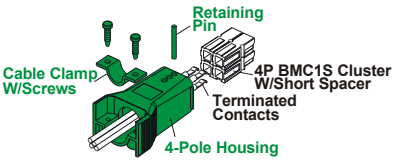

6BMCS-SET-L (Green Parts)
6 POLE RECEPTACLE EXPLODED VIEW

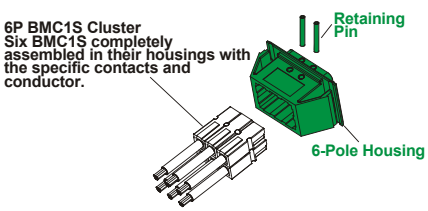

6BMCS-SET-R (Green Parts)
6 POLE PLUG EXPLODED VIEW WITH CABLE CLAMP

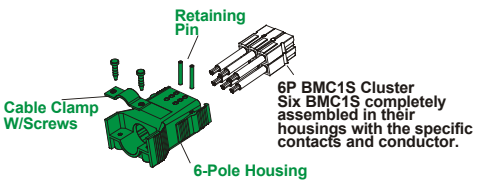

6BMCS-SET-RW (Green Parts)
6 POLE PLUG EXPLODED VIEW WITH CABLE CLAMP

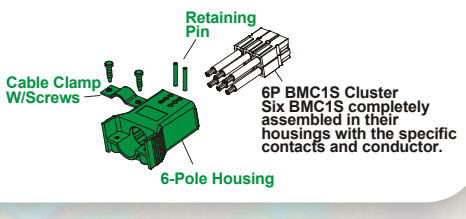

2-POLE 50~350 Amp Series





Amp Series	Housings:	Contacts	Contact Barrel Size (AWG)	Current Rating (Amps)	Voltage Rating (Volts)	Max. Wire Insulation Diameter (mm)	Contact Retention Force(lbs)	Avg. Connection/ Disconnect (lbs)	Operating Temperature Range℃	Flammability Rating of Housing Material
50 Amp Series	BMC2S-RED	BMC5AG	12-10	35	600V	11.18	50	15	-20°C to 125°C	UL94V-0
	BMC2S-BLACK									
	BMC2S-BLUE	BMC8AG	8	45						
	BMC2S-GREY									
	BMC2S-GREEN	BMC14AG	6	50						
	BMC2S-ORANGE									
	BMC2S-YELLOW									
120 Amp Series	BMC2MS-RED	BMCMS14AG	6	80	600V	14.6	100	20	-20°C to 125°C	UL94V-0
	BMC2MS-GREY	BMCMS22AG	4	100						
	BMC2MS-BLUE	BMCMS38AG	2	120						
175 Amp Series	BMC2M-RED	BMCM14AG	6	80	600V	14.6	300	25	-20°C to 125°C	UL94V-0
	BMC2M-BLUE	BMC22AG	4	125		19.05				
	BMC2M-YELLOW	BMC38AG	2	150						
	BMC2M-GREY									
	BMC2M-ORANGE	BMC60AG	1/0	175						
350 Amp Series	BMC2L-RED	BMC70AG	2/0	250	600V	28	500	30	-20°C to 125°C	UL94V-0
	BMC2L-BLUE	BMC80AG	3/0	275						
	BMC2L-YELLOW									
	BMC2L-GREY	BMC100AG	4/0	300						
	BMC2L-ORANGE	BMC150AG	250/300	350						
	BMC2L-GREEN									

2-POLE 160~350 Amp Series
(GX TAPE WITH AUXILIARY CONTACT)







Amp Series	Housings:	Contacts	Contact Barrel Size (AWG)	Current Rating (Amps)	Voltage Rating (Volts)	Max. Wire Insulation Diameter (mm)	Contact Retention Force(lbs)	Avg. Connection/ Disconnect (lbs)	Operating Temperature Range°C	Flammability Rating of Housing Material
175 Amp Series	BMCGX2M-RED	BMCGM35AG	2	160	600V	19.05	300	25	-20°C to 125°C	UL94V-2
	BMCGX2M-BLUE									
	BMCGX2M-YELLOW									
	BMCGX2M-ORANGE	BMCGM60AG	1/0	175						
	BMCGX2M-GREEN									
	BMCGX2M-GREY									
350 Amp Series	BMCGX2L-RED	BMCGL35AG	2	160	600V	27.94	500	30	-20°C to 125°C	UL94V-2
	BMCGX2L-BLUE	BMCGL70AG	2/0	250						
	BMCGX2L-YELLOW	BMCGL80AG	3/0	275						
	BMCGX2L-BLACK	BMCGL100AG	4/0	300						
	BMCGX2L-GREEN									
	BMCGX2L-GREY	BMCGL150AG	300mcm	350						

ACCESSORIES-CONNECTOR CABLE CLAMPS



BMC2S-FP for 2S (50Amp) Series
BMC2M-FP for 2M (175Amp) Series

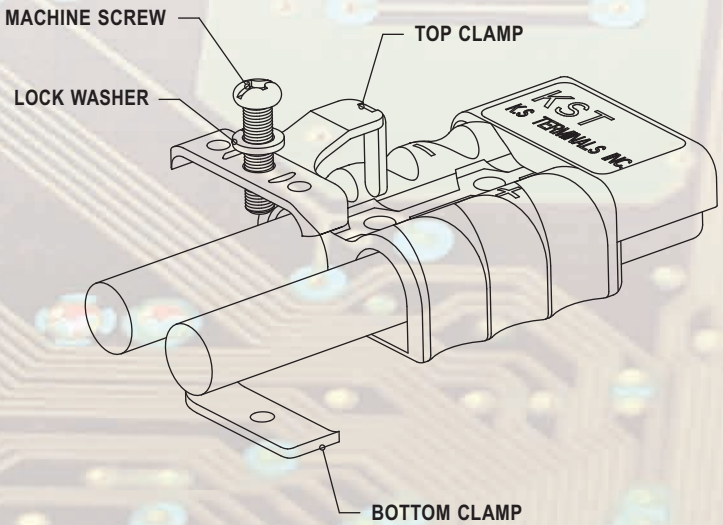

ACCESSORIES-CONNECTOR HANDLES



BMC2S-HD-RED
BMC2S-HD-BLACK for 2S (50Amp) Series
BMC2MS-HD-RED for 2MS(120Amp) Series





BMC2M-HD-RED for 2M (175Amp) Series, (2 bolt set)
BMC2L-HD-RED for 2L (350Amp) Series, (2 bolt set)
BMCGX2M-HD-RED for GX (175Amp) Series, (4 bolt set)
BMCGX2L-HD-RED, BMCGX2L-HD-GREY for GX (350Amp) Series, (4 bolt set)

ACCESSORIES-CONNECTOR DUST COVER



BMC2S-DC1 for 2S (50Amp) Series
BMC2MS-DC1 for 2MS(120Amp) Series
BMC2M-DC1 for 2M (175Amp) Series
BMC2L-DC1 for 2L (350Amp) Series
MATERIAL:Rubber



BMC2M-DC2 for 2M (175Amp) Series
MATERIAL: PC









ACCESSORIES-CONNECTOR SEAT & PIN



BMC1M-SMTL for 1M (75Amp) Series



for 1M(75A) & 1LM(120Amp) & 1L(180Amp)

IP67

BATTERY MODULAR WATER PROOF CONNECTOR

(MALE & FEMALE CONNECTOR)

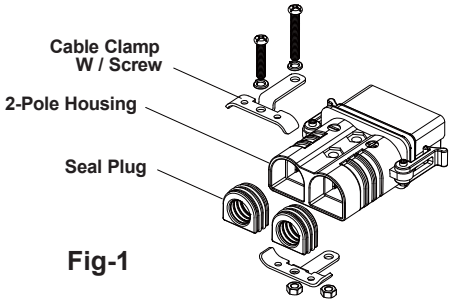

Fig-1

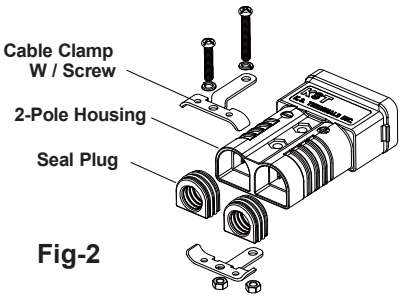

Fig-2



Fig-3

Application:
Male



Application:
Female



Application



Amp Series	Housing + Accessories:	Fig	Contacts Only (Fig-3)	Contacts Barrel Size (AWG)	Current Rating (Amps)	Voltage Rating (Volts)	Ingress Protection Rating
50 Amp Series	BMCWPM2S-COLOR-5-SET	1	BMC5AG	12-10	35	600V	IP67
	BMCWPF2S-COLOR-5-SET	2					
	BMCWPM2S-COLOR-8-SET	1	BMC8AG	8	45	600V	IP67
	BMCWPF2S-COLOR-8-SET	2					
	BMCWPM2S-COLOR-14-SET	1	BMC14AG	6	50	600V	IP67
	BMCWPF2S-COLOR-14-SET	2					
120 Amp Series	BMCWPM2MS-COLOR-14-SET	1	BMCMS14AG	6	80	600V	IP67
	BMCWPF2MS-COLOR-14-SET	2					
	BMCWPM2MS-COLOR-22-SET	1	BMCMS22AG	4	100	600V	IP67
	BMCWPF2MS-COLOR-22-SET	2					
	BMCWPM2MS-COLOR-38-SET	1	BMCMS38AG	2	120	600V	IP67
	BMCWPF2MS-COLOR-38-SET	2					
300 Amp Series	BMCWPM2L-COLOR-70-SET	1	BMC70AG	2/0	200	600V	IP67
	BMCWPF2L-COLOR-70-SET	2					
	BMCWPM2L-COLOR-80-SET	1	BMC80AG	3/0	270	600V	IP67
	BMCWPF2L-COLOR-80-SET	2					
	BMCWPM2L-COLOR-100-SET	1	BMC100AG	4/0	300	600V	IP67
	BMCWPF2L-COLOR-100-SET	2					

※ "COLOR" in Item Number means color code, please refer to following table.

Color:	Code:
Red	RE
Blue	BL
Black	BK
Orange	OR

B006A2-EN